



# X-55 Control System (Stick)

DCS\_F-15C\_TrackIR\_v1.0\_[mota67]



Page 1

M1:TO/Landing	M2:Navigation	M3:Combat
M2:Navigation 		M2:Navigation 
Trigger = Wheel Brake On	Trigger	Trigger = Weapon Fire
A	A	A = Weapon Release
B	B = HUD Color	B
C = T/O Trim	C = Refueling Boom	C = Radar Return To Search
D = Nose Gear Maneuvering Range	D	D = Flood Mode/Cage/Uncage
Pinky = Nose Gear Steering Disengage	Pinky = Autopilot Disengage	Pinky
H1	H1 ● = ↑ = Trim Nose Down ➡ = Trim Right Wing Down ↓ = Trim Nose Up ⬅ = Trim Left Wing Down	H1
H2	H2 ● = ↑ = Kneeboard On/Off ➡ = Kneeboard Next Page ↓ = Kneeboard current position mark point ⬅ = Kneeboard Previous Page	H2
Mode 1 = ⬆	Mode 1 = ⬆	Mode 1 = ⬆
Mode 2 = ⬆	Mode 2 = ⬆	Mode 2 = ⬆
Mode 3 = ⬆	Mode 3 = ⬆	Mode 3 = ⬆

# X-55 Control System (Stick)

DCS\_F-15C\_TrackIR\_v1.0\_[mota67]



Page 2

M1:TO/Landing	M2:Navigation	M3:Combat
M2:Navigation 		M2:Navigation 
POV	POV ● = ↑ = Navigation Modes ➡ = ↓ = ← =	POV ● = ↑ = BVR Mode ➡ = Flood Mode/Cage/Uncage ↓ = WVR Vertical Scan Mode ← = WVR Bore Mode
X Axis	X Axis	X Axis
Y Axis	Y Axis	Y Axis
Twist	Twist	Twist

# X-55 Control System (Throttle)

DCS\_F-15C\_TrackIR\_v1.0\_[mota67]



Page 1

M1:TO/Landing	M2:Navigation	M3:Combat
M2:Navigation 		M2:Navigation 
E	E	E = Target Lock
F Push	F Push = Jettison Fuel Tanks	F Push
G Push	G Push = Weapons Jettison	G Push
H	H = Countermeasures Flares Dispense	H
I	I = Countermeasures Chaff Dispense	I
SW 1 = Landing Gear Up	SW 1 = Autopilot ATT Hold	SW 1
SW 2 = Landing Gear Down	SW 2 = Autopilot ALT Hold	SW 2
SW 3 = Flaps Up	SW 3 = Fuel Dump	SW 3 = Radar On/Off
SW 4 = Flaps Landing Position	SW 4 = Smoke	SW 4 = RWR/SPO Mode Select
SW 5	SW 5 = Trim Rudder Left	SW 5
SW 6	SW 6 = Trim Rudder Right	SW 6
TGL 1 Up = Electric Power Switch	TGL 1 Up	TGL 1 Up = Radar RWS/TWS Mode Select
TGL 1 Down	TGL 1 Down = Illumination Cockpit	TGL 1 Down = Radar Pulse Repeat Frequency Select
TGL 2 Up	TGL 2 Up = Navigation Lights	TGL 2 Up = Radar Scan Zone Increase
TGL 2 Down	TGL 2 Down = Gear Light Near/Far/Off	TGL 2 Down = Radar Scan Zone Decrease
TGL 3 Up = Eng Left Start	TGL 3 Up = Fuel Quantity Selector	TGL 3 Up
TGL 3 Down = Eng Left Stop	TGL 3 Down = Fuel Quantity Test	TGL 3 Down
TGL 4 Up = Eng Right Start	TGL 4 Up = HUD Brightness Up	TGL 4 Up
TGL 4 Down = Eng Right Start	TGL 4 Down = HUD Brightness Down	TGL 4 Down

# X-55 Control System (Throttle)

DCS\_F-15C\_TrackIR\_v1.0\_[mota67]



Page 2

M1:TO/Landing	M2:Navigation	M3:Combat
M2:Navigation 		M2:Navigation 
H3	H3	H3 ● = ↑ = TDC Up → = TDC Right ↓ = TDC Down ← = TDC Left
H4	H4	H4 ● = ↑ = Launch Permission Override → = Weapon Change ↓ = Salvo Mode ← = Cannon
K1 Up	K1 Up = Airbrake On	K1 Up
K1 Down	K1 Down = Airbrake Off	K1 Down
Scroll FWD	Scroll FWD = Next Waypoint	Scroll FWD = Scan Zone Down
Scroll BCK	Scroll BCK = Previous Waypoint	Scroll BCK = Scan Zone Up
Mode 1 = ⇅	Mode 1 = ⇅	Mode 1 = ⇅
Mode 2 = ⇅	Mode 2 = ⇅	Mode 2 = ⇅
Mode 3 = ⇅	Mode 3 = ⇅	Mode 3 = ⇅
SBK	SBK = ECM	SBK
Left Throttle	Left Throttle	Left Throttle
Right Throttle	Right Throttle	Right Throttle
Rotary 1	Rotary 1	Rotary 1
Rotary 2	Rotary 2	Rotary 2

# X-55 Control System (Throttle)

DCS\_F-15C\_TrackIR\_v1.0\_[mota67]

Page 3

M1:TO/Landing	M2:Navigation	M3:Combat
M2:Navigation 		M2:Navigation 
Rotary 3	Rotary 3	Rotary 3
Rotary 4	Rotary 4	Rotary 4
Mouse X Axis	Mouse X Axis	Mouse X Axis
Mouse Y Axis	Mouse Y Axis	Mouse Y Axis